


Model VMEBP21J1 backplane with off board termination


Vector VME backplanes for J1 and J2 are 3U backplanes available in sizes from 3 to 21-slot. All boards are constructed from FR4 Epoxy Glass, and are assembled and tested. Press fit connectors are used throughout on all sizes.



Mating connectors and crimp pins included.



Model VMEBP10J1 VME backplane with off board termination

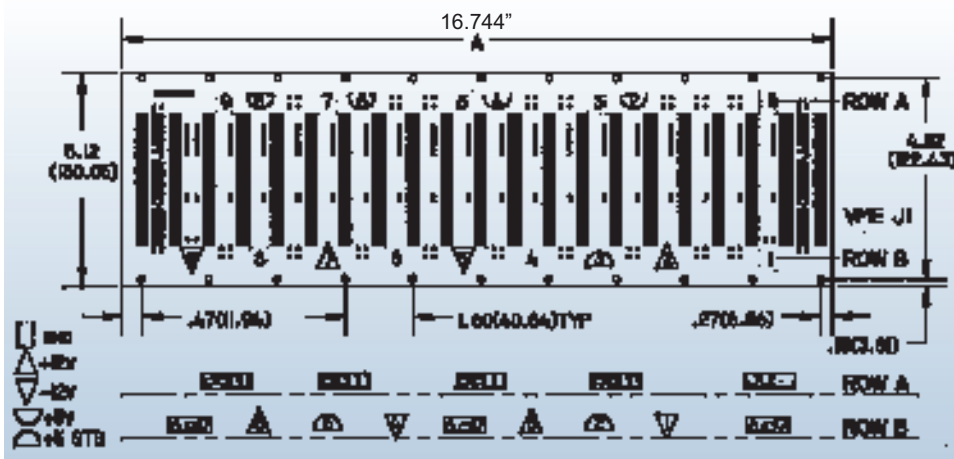


J1 Backplanes - 3U

Vector J1 Backplanes handle high signal densities and circuit speeds with integrity and reliability. Six-layer construction and controlled impedance design effectively reduce crosstalk and ringing on bus lines. Massive copper-clad power and ground planes on opposite board sides; patented shielding technique effectively surrounds each signal trace with a closed conductive loop for blocking both capacitive and inductive coupling.

J2 Backplanes - 3U

Vector J2 Backplanes are available in many sizes, corresponding to available Vector J1 backplanes. Featuring off-board termination using VMETB2 terminator modules. Pressfit 96-pin DIN connector pins are configured according to VME specifications; connector row B is bussed for 32-bit expansion; A and C rows can be used for local extension buses, such as VMX or VSB, or can be assigned according to user I/O requirements.



Vectorbord® Backplanes

VME J1 or J2



Standard Features

96-pin female connectors designed to DIN 41612, Class II specification +5V and ground access through Mate-N-Lock connectors, mating connector housings and pins provided. Terminator modules included with J1 or J2. Standard 0.80" connector spacing

Extensive labeling on board surface identifies user assignable pins, IACK and IACK OUT pins, and other information

Material: FR4 Epoxy Glass
Thickness 0.125 ± .009"

Use VectorPak™ CCA160-3U Subrack for J1 or J2 Backplanes.

Layer Designation - J1

COMP Layer 1

POWER Layer 2

INSULATION

GROUND Layer 3

POWER Layer 4

INSULATION

GND/+5SBY Layer 5

SOLDER Layer 6

Backplanes


VME J1 and J2 5.12" (3U) H Ordering Information

Part No.	Slots	Length (Width)
VMEBP2J1	2	1.33" (33mm)
VMEBP5J1	5	3.94" (100mm)
VMEBP6J1	6	4.74" (120mm)
VMEBP7J1	7	5.54" (140mm)
VMEBP8J1	8	6.34" (161mm)
VMEBP9J1	9	7.14" (181mm)
VMEBP10J1	10	7.94" (201mm)
VMEBP12J1	12	9.54" (242mm)
VMEBP14J1	14	11.14" (282mm)
VMEBP20J1	20	15.94" (404mm)
VMEBP21J1	21	16.74" (425mm)
VMEBP2J2	2	1.33" (33mm)
VMEBP5J2	5	3.94" (100mm)
VMEBP6J2	6	4.74" (120mm)
VMEBP7J2	7	5.54" (140mm)
VMEBP8J2	8	6.34" (161mm)
VMEBP9J2	9	7.14" (181mm)
VMEBP10J2	10	7.94" (201mm)
VMEBP12J2	12	9.54" (242mm)
VMEBP14J2	14	11.14" (282mm)
VMEBP20J2	20	15.94" (404mm)
VMEBP21J2	21	16.74" (425mm)

Terminator Boards

A pair of Terminator boards are included with each J1 and J2 backplane and are also available separately. There are two versions: Perpendicular (standard) and parallel. The latter offers a lower profile (Normal profile: 1.0" parallels: .5") than the perpendicular, if this is needed.

Model VMETBJ1



Part No.	Description	Height	Width	Thickness
VMETBJ1	J1, perpendicular	3.70" (94mm)	1.325" (34mm)	.520" (13.2mm)
VMETBJ2	J2, perpendicular	3.70" (94mm)	1.325" (34mm)	.520" (13.2mm)
VMETBJ1-P	J1, parallel	3.70" (94mm)	1.00" (25.4mm)	.520" (13.2mm)
VMETBJ2-P	J2, parallel	3.70" (94mm)	1.00" (25.4mm)	.520" (13.2mm)



Mating connectors and crimp pins included.

